

# Instructions for Online Course Selection

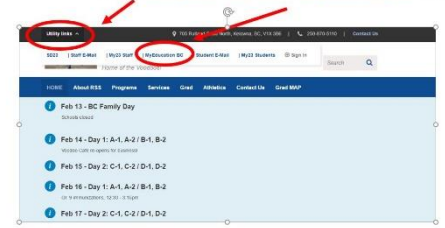
Opens: Monday, February 27, 2017

Closes: Friday, March 10, 2017

Step 1. Go to RSS website.

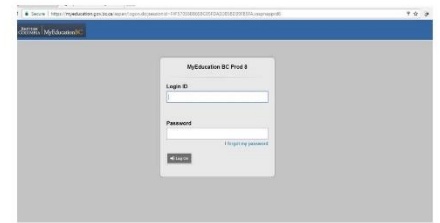
Step 2. Click "utility links and then MyEducation BC link.

Click "Utility links" and then "MyEducation BC" link.



Step 3. Enter login: first name.last name (all lower case)

Step 4. Enter password: **gr10\$RSSs**



Step 5. Enter current password: **gr10\$RSSs**

Step 6. Enter new password:

**RSS#1\_ \_ \_ (add 3 lower case letters of your own)**

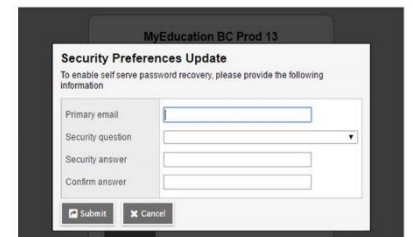


Step 7. Enter your e-mail address.

Step 8. Choose a security question.

Step 9. Enter an answer.

Step 10. Confirm answer.



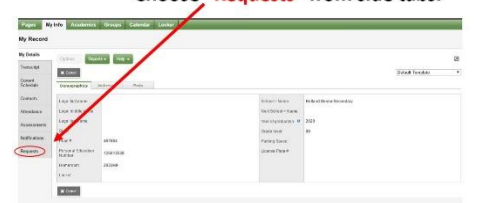
Step 11: Choose "My Info" from top tabs.

Choose "My Info" from top tabs.



Step 12: Choose "Requests" from side tabs.

Choose "Requests" from side tabs.



Select your courses and when finished click "POST"